




Mood Board



What to include:



Mood board (Primary research 1): This sheet is used to create a mood about the client, it displays there likes, styles, etc. It is often used as a theme for the inspiration of our design ideas. On this sheet you need to paste lots of different images, existing products and images to do with your theme. The whole sheet should be filled with no gaps! You can complete this on Photoshop (A3 Dimensions are 420 mm by 297mm) or by printing out pictures and sticking them onto an A3 Sheet. On this sheet you should consider:

- o Client likes.
- o Similar products.
- o Symbols.
- o Colours.
- o Styles.
- o Images can come from anywhere, photos, magazines, internet images, cd-roms, etc.
- o Page number, title and your name.



Sheet 5

**Fred Blogs
Magazine
Game
Project**



**More
News**

